

Open your laptop,  
Open your Catputer!

22.06.15


INTERACTIVE PRODUCT DESIGN

HYE SOO PARK

# Catputer

The **psuedo-laptop** for a bored cat

Catputer is a relaxing shelter for the cat when the owner is working with their laptop. It is **heated up softly**, and when you open this product like the laptop, it automatically plays with the cat with **randomly moving light**, and the owner and the cat can **contact the eyes** across the handle.





## “ How can I work using laptop harmoniously with my cat? ”


It's a well-known problem that cats interfere with their owners' computer usage. Their behavior is very cute actually, but they can cause big mistakes when their owners are doing important things. To prevent this from happening, a few methods have been suggested.

Among them, I've read the article that says "If you prepare **an identical laptop** for a cat, they will sit on it instead of disturbing the owner's work" and I've got the inspiration for this design project. I thought there would be a more beautiful solution than buying another laptop.

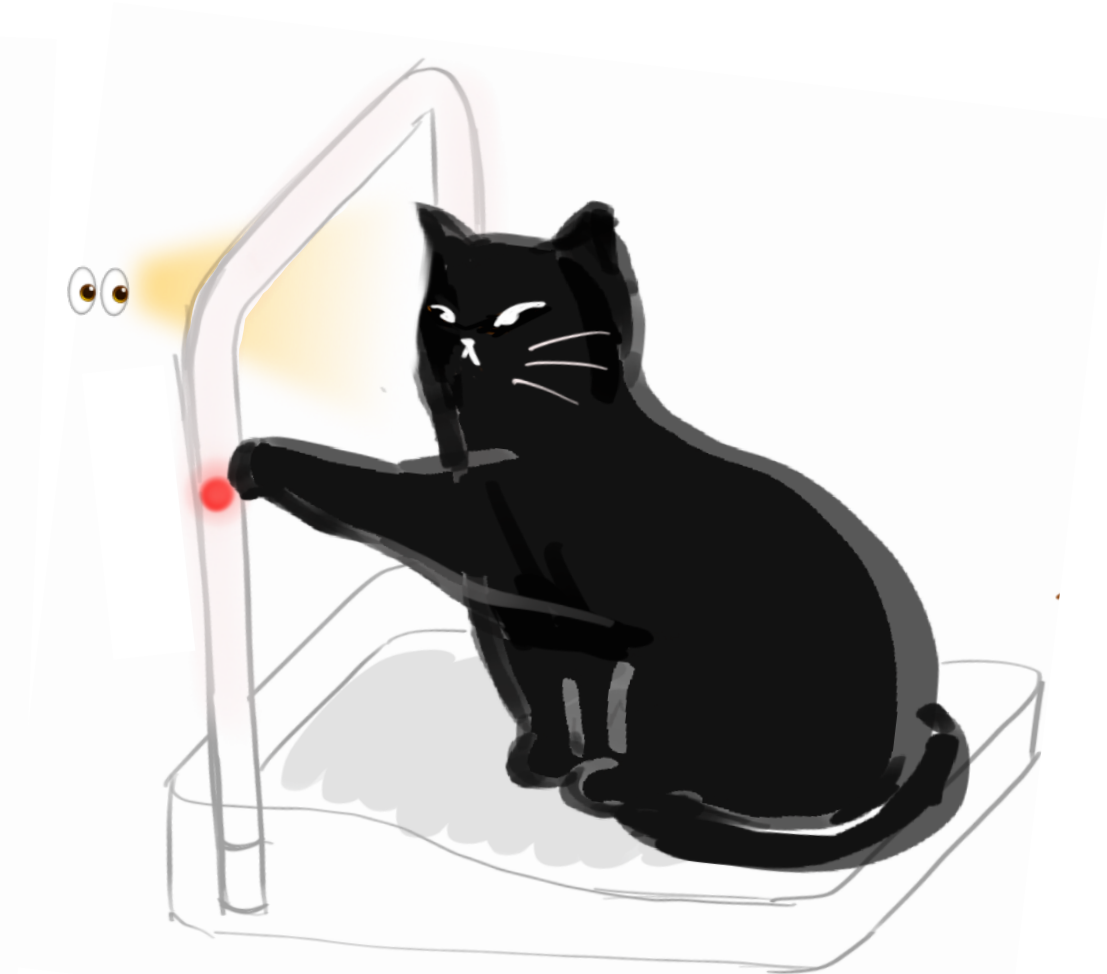
## Catputer; more attractive, easier to use!

It covers all the reasons cats are attracted to laptops. It has a dynamic screen and heating pad where the cat can feel fun and the heat as the laptop. It is made with the open space so that the owner's gaze can reach the cat. Products on the market usually focus on only one of them.

Also it fits naturally into the user scenario. When the product is turned on, heat is generated. The light is on easily by opening the product as if opening a laptop. It couldn't be simpler.



A warm and nice shelter when it is closed



A playful lighting when it is opened



DESIGN PROCESS

Sketch Development

DESIGN PROCESS

Sketch Development

DESIGN PROCESS

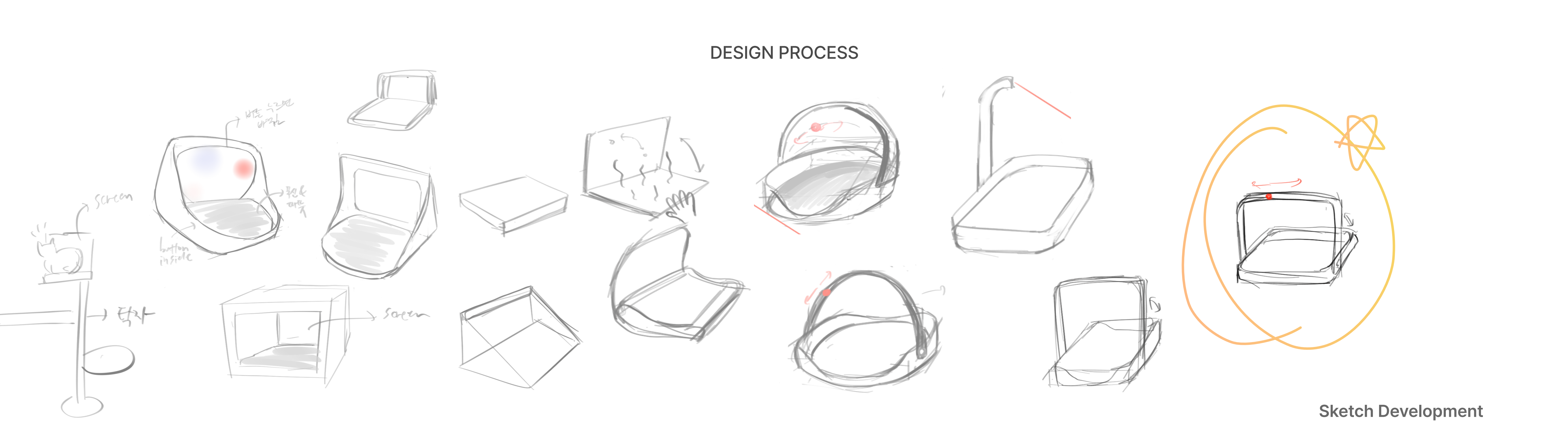
Sketch Development

DESIGN PROCESS

Sketch Development

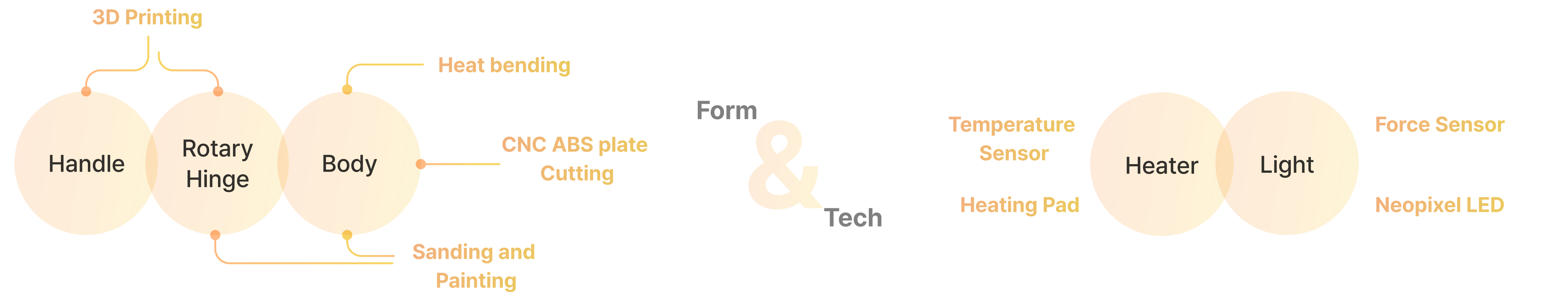
DESIGN PROCESS

Sketch Development



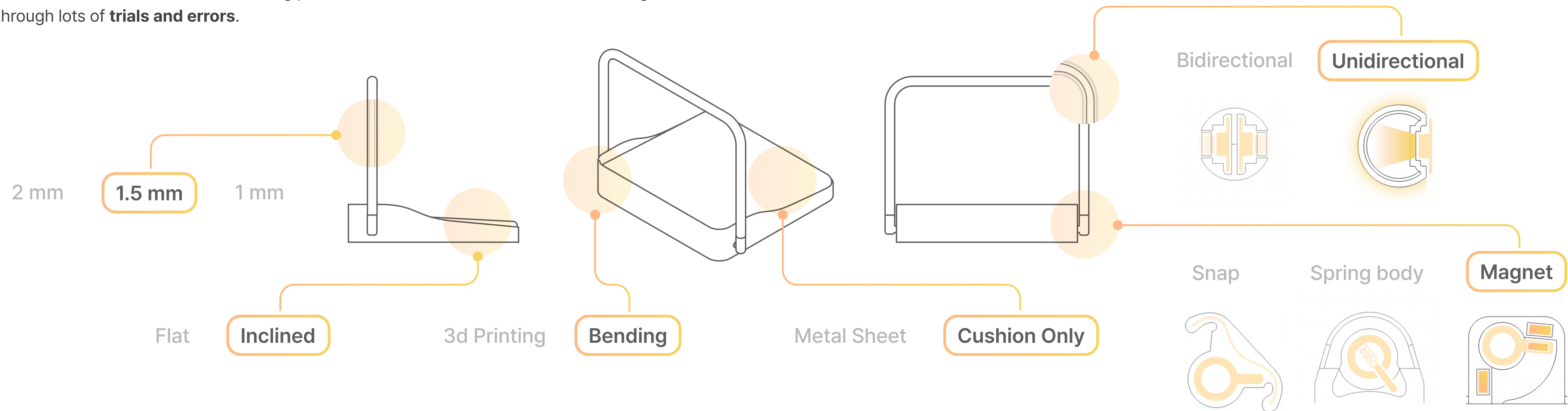


DESIGN PROCESS



Design iteration from making low-fi prototypes

The detailed mechanism from how to install heating pad to the structure of the handle and the hinge is designed through lots of **trials and errors**.





## USER SCENARIO

### Opening Catputer, naturally fitting into the usual scenario

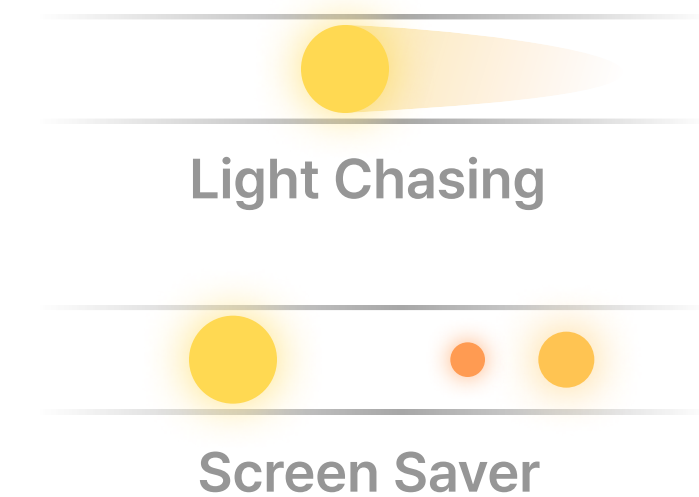
This product is divided into two main parts. A heating pad that transfers heat to the bottom and a handle with lighting effects. When you turn on the switch on the back, heat rises from under the cushion to warm the whole body. As the process of opening a laptop, you can **hold the handle and open the catputer to turn on the lighting effect**.

Cats can sit and rest on a warm pad when the heating pad is on. When the owner opens the laptop and opens the catputer at the same time, the cat can have a good time on the catputer while the owner is working on the laptop instead of distracting the owners' work.

Heating

38°C  
~ 41°C  
for 1 hr

Lighting



User

I should finish the assignment until midnight. I need **Catputer**.

My kitty is attracted to the light **instead of my laptop!**

It's not disturbing when the cat is not around here.

Close

Open

Cat is detected!

⌚ No cat

It is heating up 🔥

The light is on 💡

Screen saver mode on ✨





## FUTURE PLAN

Open your Laptop,  
Open your **Catputer!**

- Plan to install wider and more powerful heating pad
- Plan for the user study

